



Swamy Vivekananda Vidya Samsthe (R), Shikaripura
ಕುಮದ್ವತಿ ಶಿಕ್ಷಣ ಮಹಾವಿದ್ಯಾಲಯ



KUMADVATHI COLLEGE OF EDUCATION

Aided, Permanently Affiliated to Kuvempu University, Recognised by NCTE & UGC Act 2(f), Section 12(B) & NAAC
Accredited with "A+" Grade (3.27 CGPA)

Shivamogga Road
☎: 08187 – 222383, 222

Shikaripura – 577 427

Shivamogga Dist
E-Mail:kumadvathibed@gmail.com



STUDENT SATISFACTION SURVEY REPORT : 2021-22

Internal Quality Assessment Cell (IQAC)



Swamy Vivekananda VidyaSamsthe (R), Shikaripura

ಕುಮದ್ವತಿ ಶಿಕ್ಷಣ ಮಹಾವಿದ್ಯಾಲಯ

KUMADVATHI COLLEGE OF EDUCATION

Aided, Permanently Affiliated to Kuvempu University, Recognised by NCTE & UGC Act 2(f), Section 12(B) & NAAC
Accredited with B Grade (2.70 CGPA)

Shivamogga Road
☎ : 08187 – 222383, 222

Shikaripura – 577 427

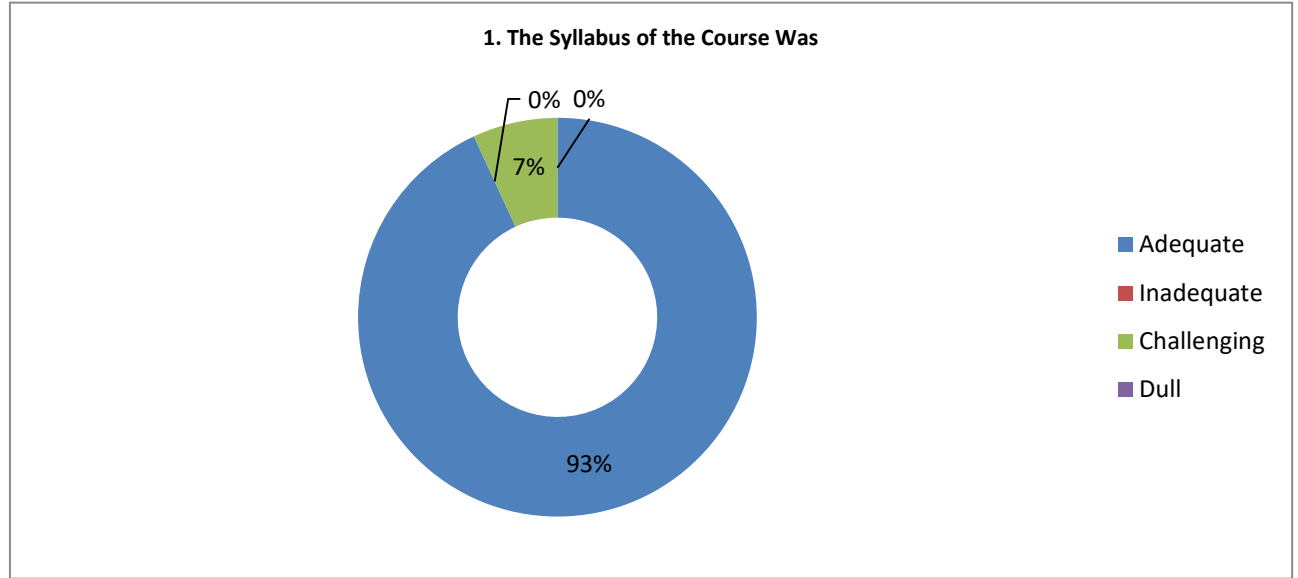
Shivamogga Dist
E-Mail:kumadvathibed@gmail.com



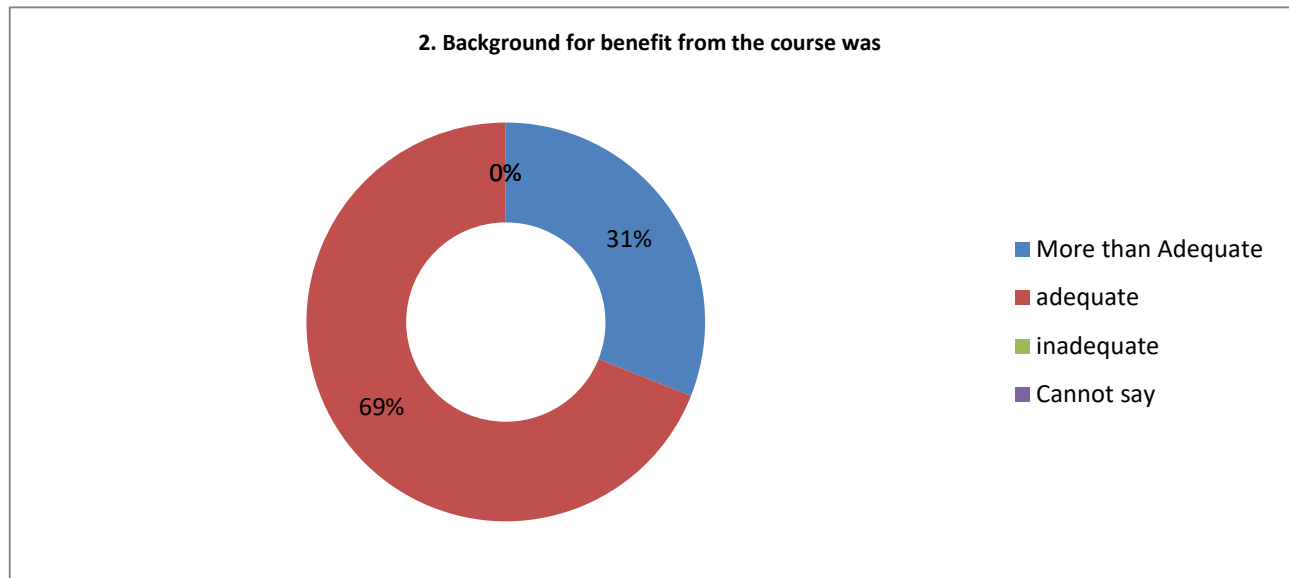
Student Satisfaction Survey 2021-22

Student Satisfaction Survey (SSS) on overall institutional performance

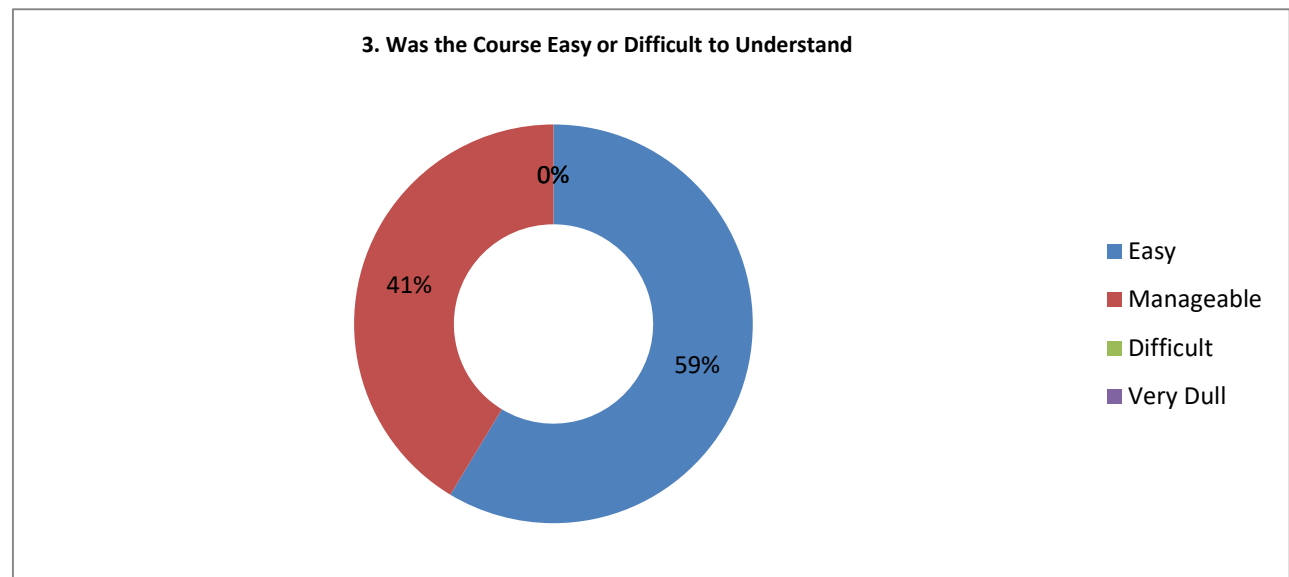
1. The Syllabus of the Course Was			
Adequate	Inadequate	Challenging	Dull
93.1	0	6.89	0



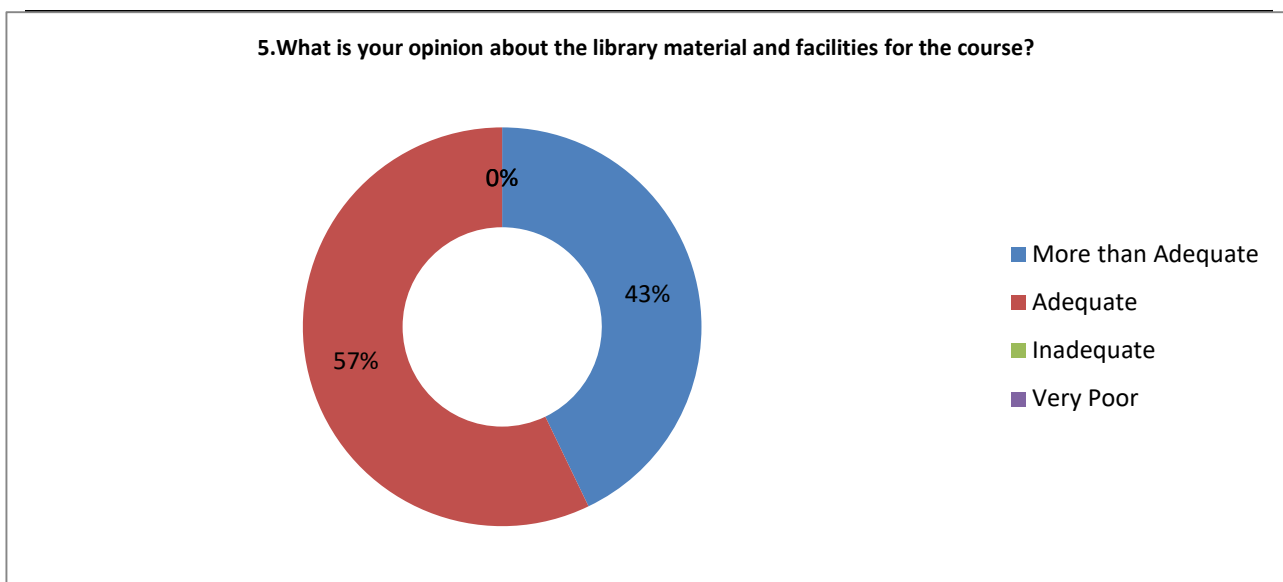
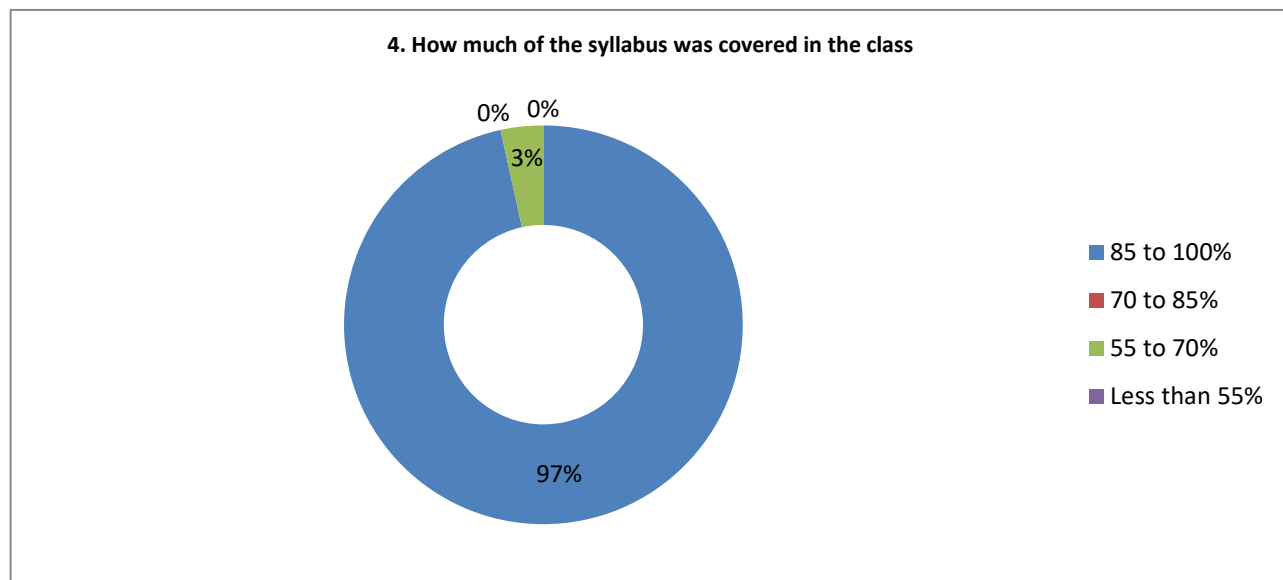
2. Background for benefit from the course was			
More than Adequate	adequate	Inadequate	Cannot Say
31.03	68.97	0	0



3. Was the Course Easy or Difficult to Understand			
Easy	Manageable	Difficult	Very Dull
58.68	41.38	0	0

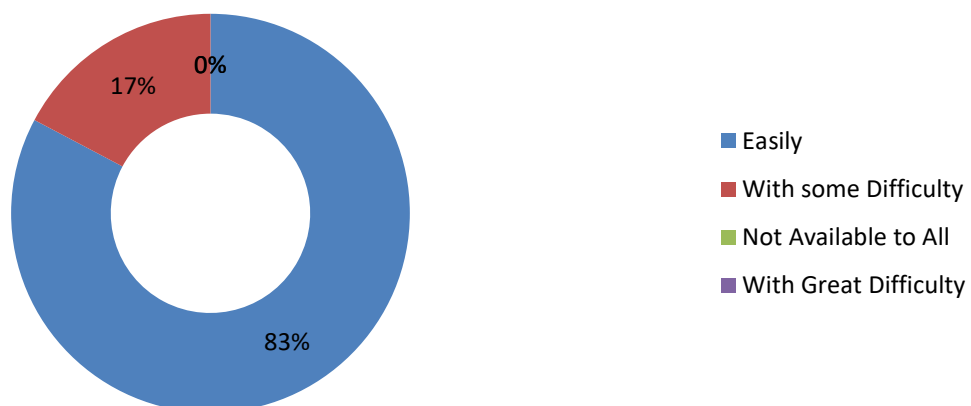


4. How much of the syllabus was covered in the class			
85 to 100%	70 to 85%	55 to 70%	Less than 55%
96.55	0	3.44	0



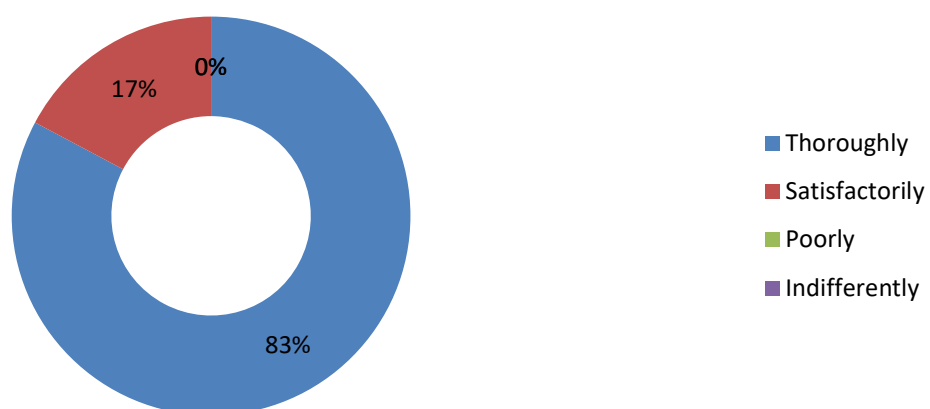
6. To what extent were you able to get material for the prescribed readings?			
Easily	With some Difficulty	Not Available to All	With Great Difficulty
82.76	17.24	0	0

6. To what extent were you able to get material for the prescribed readings?

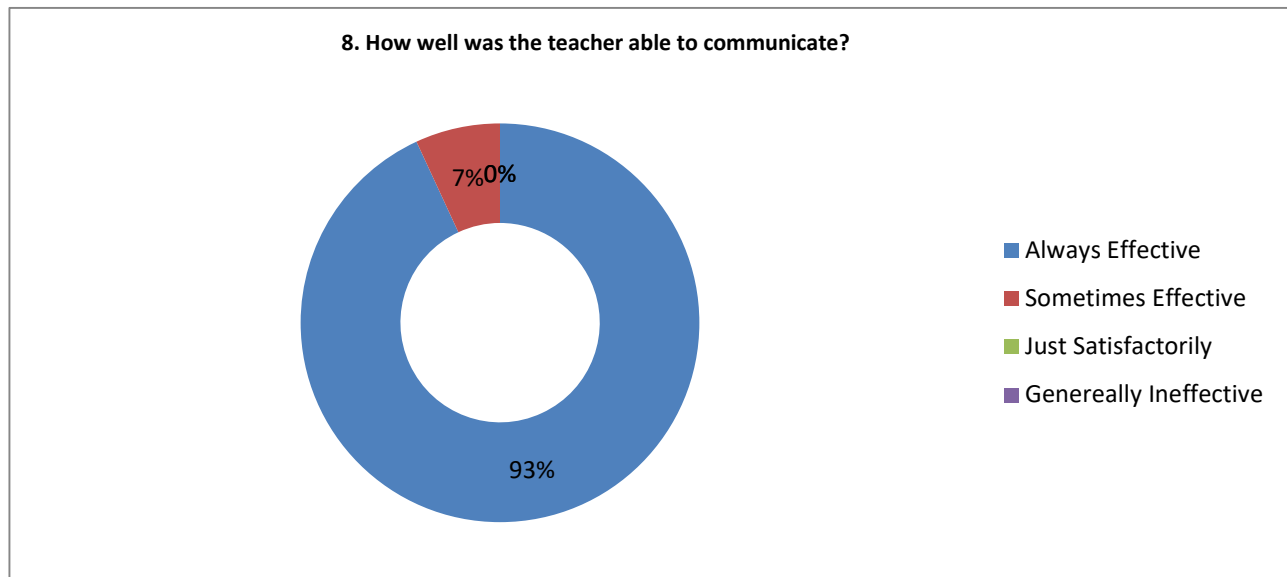


7. How well did the teacher prepare for the classes?			
Thoroughly	Satisfactorily	Poorly	Indifferently
82.76	17.24	0	0

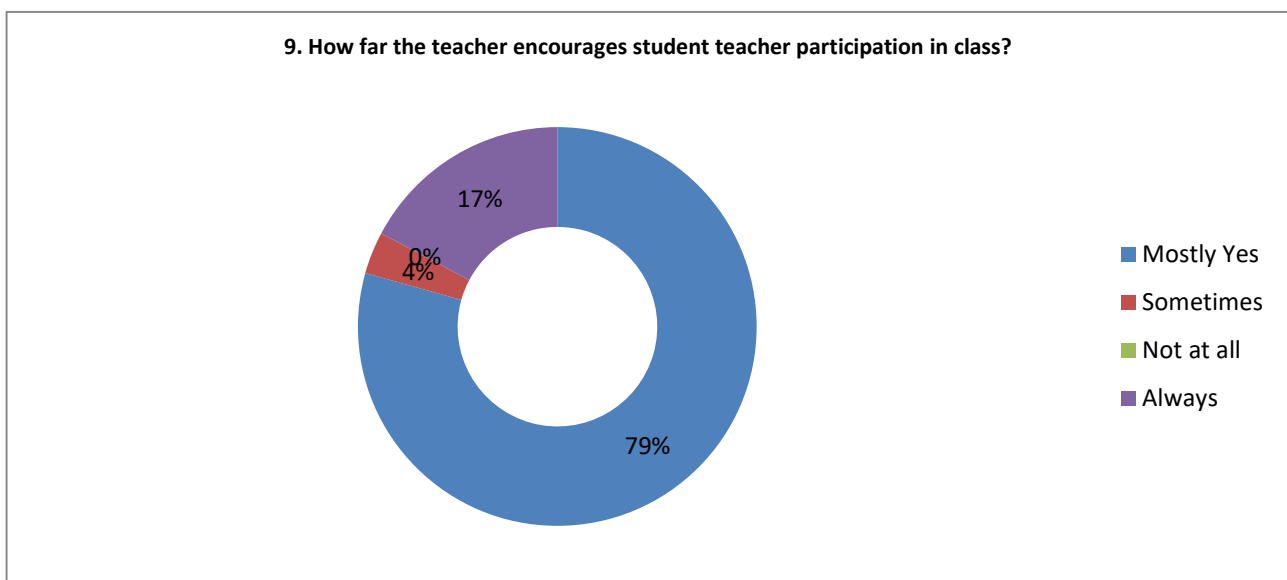
7. How well did the teacher prepare for the classes?



8. How well was the teacher able to communicate?			
Always Effective	Sometimes Effective	Just Satisfactorily	Genereally Ineffective
93.1	6.89	0	0



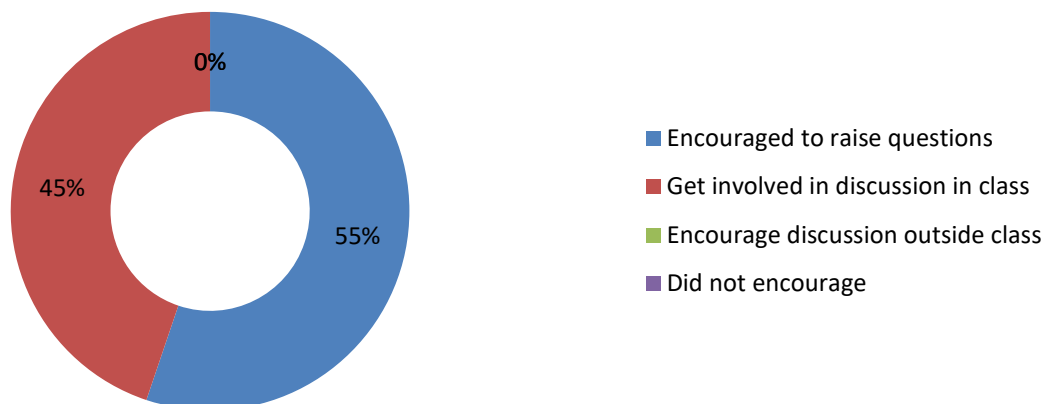
9. How far the teacher encourages student teacher participation in class?			
Mostly Yes	Sometimes	Not at all	Always
79.31	3.44	0	17.24



10. If yes, Which of the following methods were used?

Encouraged to raise questions	Get involved in discussion in class	Encourage discussion outside class	Did not encourage
55.17	44.83	0	0

10. If yes, Which of the following methods were used?



11. How helpful was the teacher in advising?

Very helpful	Sometimes helpful	Not at all helpful	Did not advise
93.1	6.89	0	0

11. How helpful was the teacher in advising?



12. The Teacher's Approach can best be described as

Always courteous	Sometimes rude	Alwasys indifferent	Cannot say
93.1	6.8	0	0

12. The Teacher's Approach can best be described as



13. Internal Assessment was			
Always Fair	Sometimes Unfair	Usually Unfair	Sometimes fair
96.55	0	0	3.44

13. Internal Assessment was



14. What effect do you think the internal assessment will have on your course grade?

Helps to improve	Discuouraging	No special effect	Sometimes effective
96.55	0	0	3.44

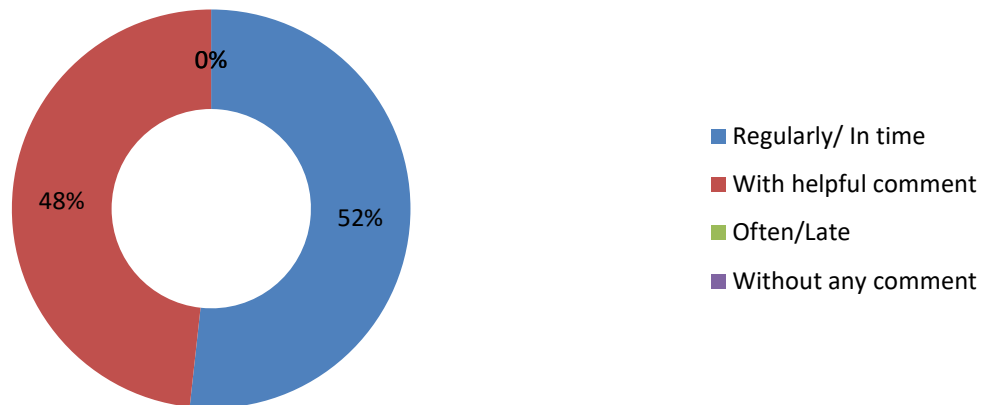
14. What effect do you think the internal assessment will have on your course grade?



15. How often did the teacher provide feedback on your performance?

Regularly/ In time	With helpful comment	Often/Late	Without any comment
51.72	48.28	0	0

15. How often did the teacher provide feedback on your performance?



16. Were your assignments discussed with you?

Yes, Fully	Yes, Partly	Not discussed at all	Sometimes Discussed
93.1	6.89	0	0

16. Were your assignments discussed with you?



17. Were you provided with a course contributory lecture too at the beginning?			
Yes, Fully	Yes, Partly	Not discussed at all	Sometimes Discussed
100	0	0	0

17. Were you provided with a course contributory lecture too at the beginning?



Key findings from the survey

- Regarding the syllabus of the Course 93.1 percent of students expressed that it was adequate and only 6.90 percent of students found that it was Challenging. 60 percent of students felt that the course is easy to comprehend the course.
- Around 96.55 percent of students have the opinion that Syllabus was covered in the class. More than 40 percent students have the opinion that library material and facilities for the course was adequate and 55 percent of students felt that it was adequate. 83 percent of students have expressed that they easily able to get material for the prescribed reading.
- Regarding Teacher preparation for the classes, more than 83 Percent of Teacher's entered the Classes thoroughly and 18 percent of teachers that satisfactorily in their preparation. Almost 93 Percent of Students are expressed that the teacher communication was always effective.
- Teacher encourages the Student participation in classes. Around 80 percent Students have the opinion that the Teacher uses the discussion method and encourages the students to raise the questions.
- Students fully satisfied with the teacher advice are very helpful for academic development. Related to the teachers approach that 93 percent of students have the opinion that teachers always Show courtesy.
- Fairness of internal evaluation has been rated high that 97 percent of students were expressed that internals was considered in a fair way.
- The students have expressed satisfaction regarding the mentorship programme, skill development programme run by the college.
- 96 percent of students have the opinion that internal assessment was helpful to improve their academic achievement.

- 93 percent of students fully agree with that, their assignment was discussed thoroughly with them.

Students Concerns and Observation from the Survey:

The SSS has also pointed out a few grey areas where the college/ teachers do have scope for enhancement in quality of education. The following are the issues on which the students have shown concern:

- Institution need to modify the syllabus of the course and bring changes in its execution
- Library facilities need to upgrade and made available for students during their holidays also.

The College Authority and IQAC give utmost importance to the findings of this survey because these way students come to believe that even they have a say in policymaking. This was even we try to be true to the motto of our college, “Be and Make”. This approach of participative policy-making is satisfying for students. It is always impossible to please everyone but often we try to strive towards keeping most of them happy, most of the time.


Principal
Kumadvathi College of Education
Shikaripura